



▶ Global Series® Custom Configured Fixtures

Quick and easy inter-connecting modular products are the best way to describe the Global Series® product line.

All Global Series fixtures start with the increased safety "Ex de" models and can be combined into a multitude of configurations using two to six devices. The patented connecting system greatly simplifies a user's installation and wiring experience by requiring only a single explosion-proof wiring gland external to the devices.

Two standard configurations are available pre-assembled from the factory: Linear and Parallel. Other custom configurations are available to meet unique project requirements. Some restrictions apply; contact our Technical Support team or your local sales representative for more options.

Refer to individual Global Series data sheets for additional information.



Parallel configuration

Linear configuration

FEATURES

- Fully factory assembled
- Non-metallic corrosion resistant GRP housings
- Optional 316 stainless steel ratchet adjustable mounting U-bracket for G-MSC-2B only (field assembly required)
- 316 stainless steel dome guard included on visual signals
- Standard M20 cable entries; 1/2" NPT and 3/4" NPT adapters available; M25 cable entry option
- No mounting orientation limitations
- LED has 8 field selectable flash patterns, default setting to "Flashing at 60 FPM"
- High-output strobe available in 15J or 21J
- Sounder has 15 field selectable tones, default setting to "C" 1kHz tone
- Includes all connector kits/hardware and standard single activation or audio wiring with flying leads. Customer wiring and activations are available, contact factory for assistance
- Optional indicator rings are available in six colors: Black, Blue, Green, Magenta, Red and Yellow
- Field customizable legend plates available¹
- Additional custom configurations are available contact Technical Support or a local sales agent for information
- IP66 enclosure
- G-LED and G-STR units are IP69K compliant
- Zone 1, 21 Rated, IECEx, ATEX, Ex d IIC, Ex de IIC and Ex tb IIIC
- UL and cUL Listed for Class I, Division 2, Groups A, B, C and D; Class II, Division 2, Groups F and G; Class III
- Audible devices: UL and cUL Listed for Class I, Zone 1 AEx db IIC T4: Zone 21, AEx tb IIIC T4//135°C, excludes increase safety versions (Ex de)
- Visual devices: UL and cUL Listed for Class I, Zone 1 AEx db IIC T3: Zone 21, AEx tb IIIC T200°C, excludes increase safety versions (Ex de)
- UL Fire Listed (24VDC, Clear 21J Strobe and Sounder only)

¹ Recommended labels: BRADY #B-855 Toughwash labels or ULINE #S-16643 weather resistant



Global Series® Custom Configured Fixtures

G-MSC Linear Configurations

Available from 2 to 6 devices in a linear configuration.
 Devices positions start bottom to top.
 Position #1 determined by proximity to junction box.



G-MSC Parallel Configurations

Available from 2 to 6 devices in a stacked parallel configuration.
 Device positions start bottom left, proceed left to right, then bottom to top.



Parallel Position #5
 Parallel Position #3
 Parallel Position #1



G-MSC-6C

Parallel Position #6
 Parallel Position #4
 Parallel Position #2

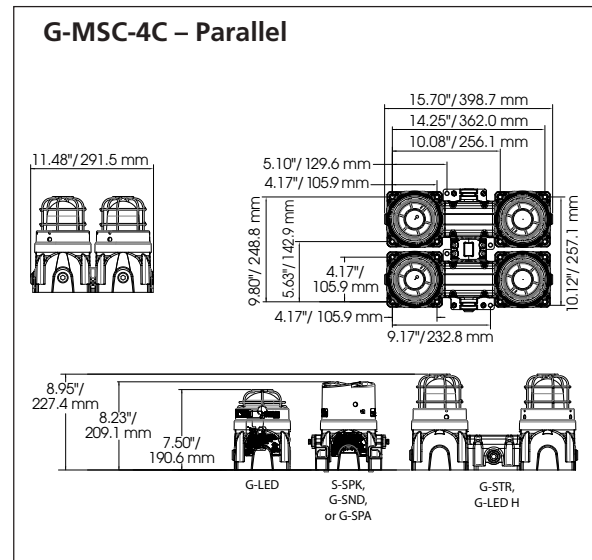
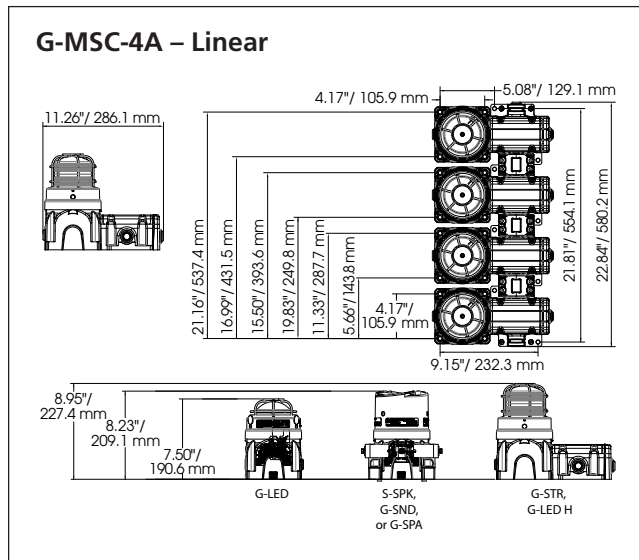
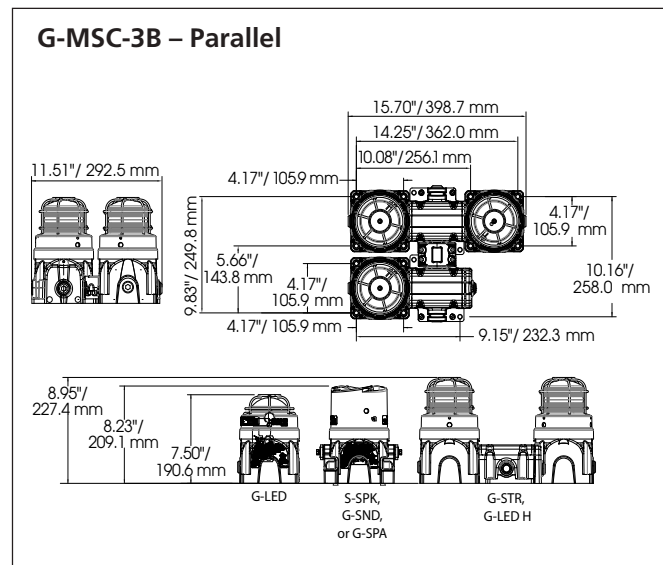
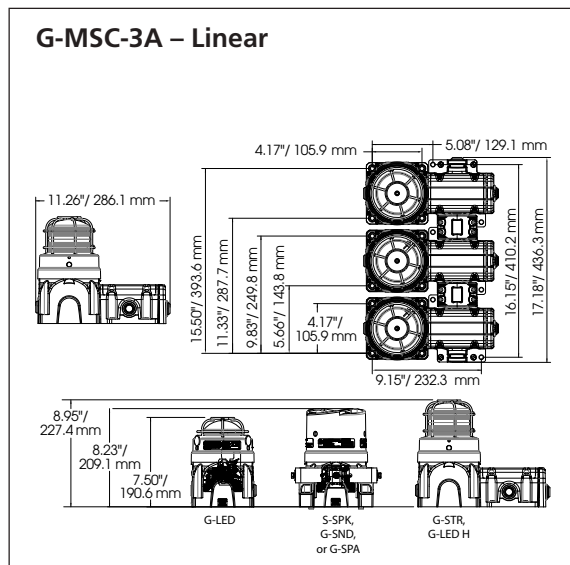
Audible Device Restrictions

- 1) Fixtures are limited to two audible devices in any configuration. Audible devices must be located in Position #1 or #2. Position #1 is designated by the first device connected to the junction box (user supplied).
- 2) In a parallel configuration, if Position #1 is a G-SPA, Position #2 cannot be a G-SPA or G-SPK.
- 3) In a parallel configuration, if Position #1 is a G-SPK, Position #2 cannot be a G-SPA.



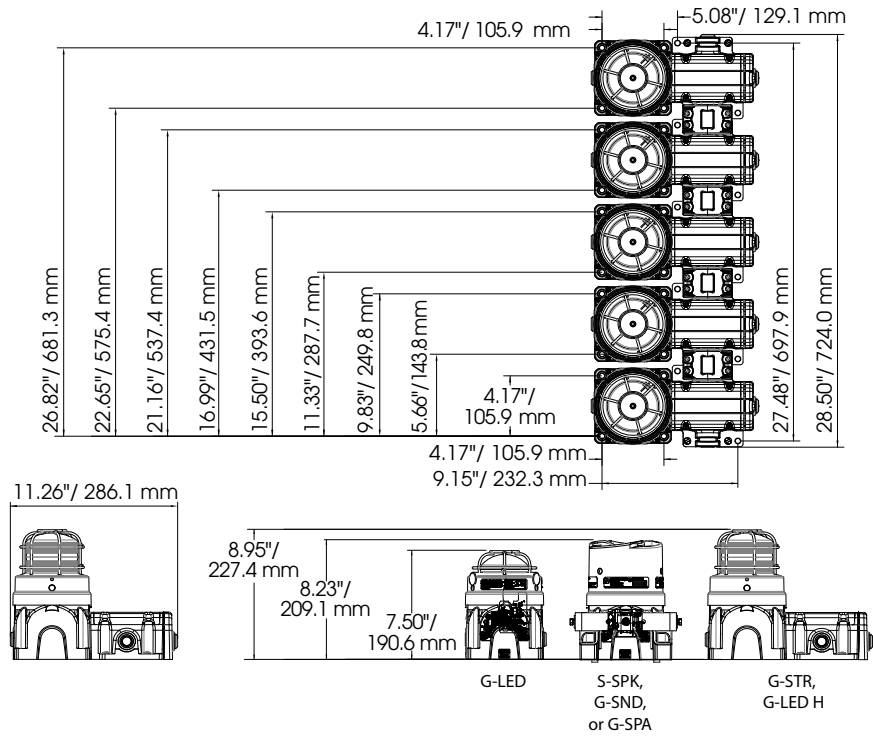
Global Series[®] Custom Configured Fixtures

Refer to the Global Series G-MSC-2 Dual Signal cut sheet for G-MSC-2A, G-MSC-2BA and G-MSC-2C drawings.

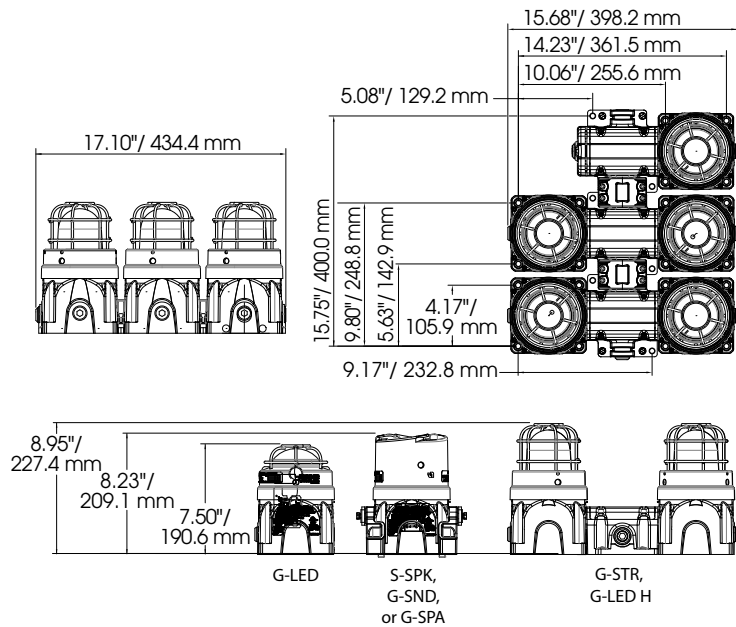


Global Series® Custom Configured Fixtures

G-MSC-5A – Linear



G-MSC-5C – Parallel



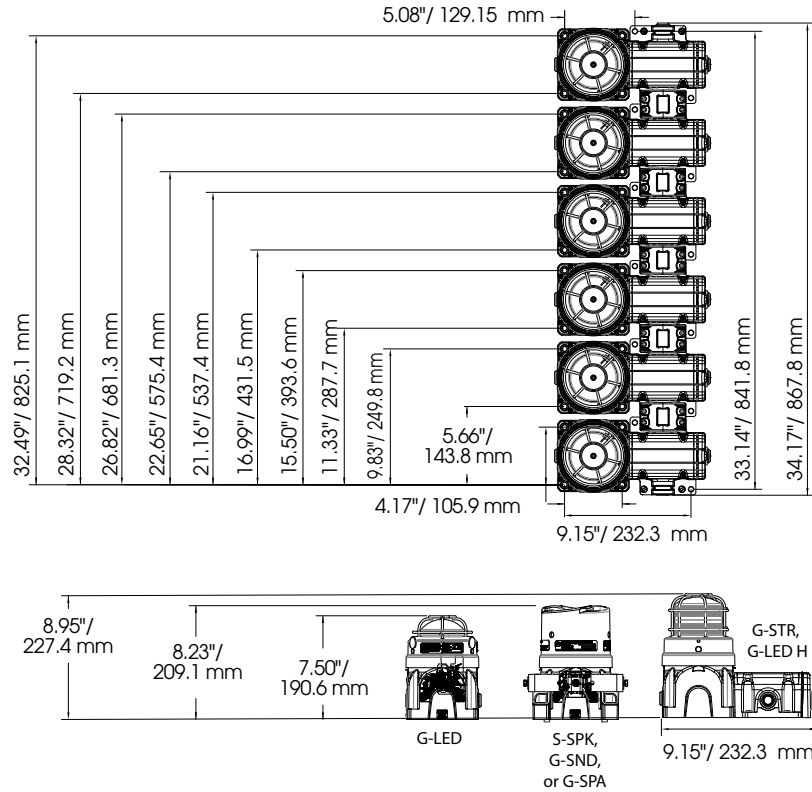
www.delga.com

delgasa@delga.com

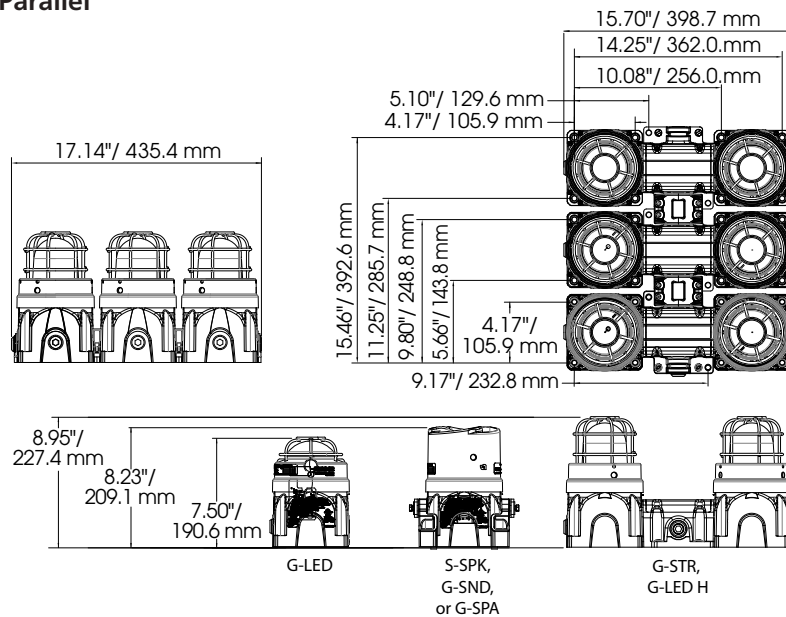
+5411 4298-0184

Global Series® Custom Configured Fixtures

G-MSC-6A – Linear



G-MSC-6C – Parallel



HOW TO ORDER

G	MSC	6A	120
MODEL	TYPE MSC	CONFIGURATION	VOLTAGE
		2A 2 Device Linear 2B 2 Device Parallel 2C 2 Device Parallel w/ U-Bracket 3A 3 Device Linear 3B 3 Device Parallel 4A 4 Device Linear 4C 4 Device Parallel 5A 5 Device Linear 5C 5 Device Parallel 6A 6 Device Linear 6C 6 Device Parallel	024 (24VDC) 120 (120VAC) 230 (220-240VAC)

DEVICE AND COLOR CODE (Up to 6 Devices)					
1	2	3	4	5	6
NN	K7N	LB	SR	SG	LY
DEVICE				COLOR	
AN Amplified Speaker – 0.8/2.8Vrms A2N Amplified Speaker – 25Vrms L LED L1 LED High Profile K7N Loudspeaker – 70V K1N Loudspeaker – 100V NN Sounder S1 Strobe – 15J S Strobe – 21J				A Amber B Blue C Clear G Green M Magenta R Red Y Yellow Blank Audible	

OPTIONAL ACCESSORIES

Cable Entry Options and Adapters

Description	Part Number
E-Box Endcap with M20 Opening	K859500805-02
E-Box Endcap with M25 Opening	K859500805-01
E-Box Cover Assembly ¹	K859501414
Adapter, M20 Male to 1/2" Female NPT	K231246A
Adapter, M20 Male to 3/4" Female NPT	K231247

¹ Includes two terminal blocks, mounting plate and retention hardware

Indicator Ring and Legend Plate Kit

Kit includes one (1) indicator ring, one (1) legend plate², and associated hardware

Description	Part Number
Black	G-KIT-RP-BK
Blue	G-KIT-RP-B
Green	G-KIT-RP-G
Magenta	G-KIT-RP-M
Red	G-KIT-RP-R
Yellow	G-KIT-RP-Y



² Recommended labels: BRADY #B-855 Toughwash labels or ULINE #S-16643 weather resistant

Patent No. 9,886,832 B2



www.delga.com

delgasa@delga.com

+5411 4298-0184